

# 44-5200 Series

## Regulators - Pressure Reducing

D44521866X012

### Specifications

For other materials or modifications, please consult TESCOM.

#### OPERATING PARAMETERS

Pressure rating per criteria of ANSI/ASME B31.3

**Maximum Inlet Pressure**

400 and 3500 psig / 27.6 and 241 bar

**Outlet Pressure Range**

1-25, 1-50, 2-100, 2-250, 5-500, 5-600 psig  
0.07-1.7, 0.07-3.4, 0.14-6.9, 0.14-17.2, 0.35-34.5, 0.35-41.4 bar

**Design Proof Pressure**

150% maximum rated

**Operating Temperature<sup>1</sup>**

-15°F to 200°F / -26°C to 93°C

**Flow Capacity**

$C_v = 0.06$

$C_v = 0.15$

**Maximum Operating Torque**

30 in-lbs / 3.4 N•m

#### MEDIA CONTACT MATERIALS

**Body**

316 Stainless Steel or Brass

**Bonnet**

300 Series Stainless Steel or Brass

**Piston**

316 Stainless Steel or Brass

**Seats**

Vespel®

**O-Ring**

Viton®

**Filter (40 micron)**

316 Stainless Steel

**Remaining Parts**

300 Series Stainless Steel and Brass

#### OTHER

**Cleaning**

CGA 4.1 and ASTM G93

**Connections**

1/4" NPTF Inlet, Outlet and Gauge Ports

**Weight (without gauges)**

2 lbs / 0.9 kg

<sup>1</sup>For extended temperatures from -40°F to 400°F / -40°C to 204°C, consult TESCOM.

Vespel® and Viton® are registered trademarks of E.I du Pont de Nemours and Company.



TESCOM 44-5200 Series is a compact piston sensed pressure reducing regulator designed for heavy cycle duty applications. Venting or air load is optional for use with the TESCOM ER3000 Electropneumatic Controller.

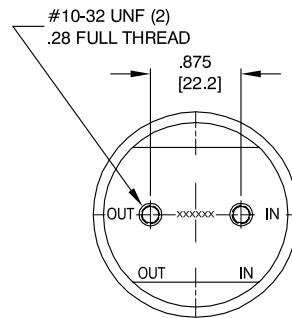
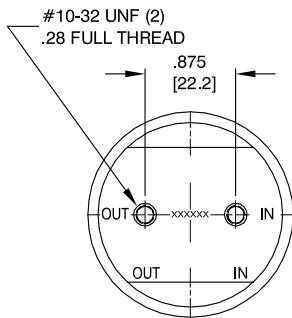
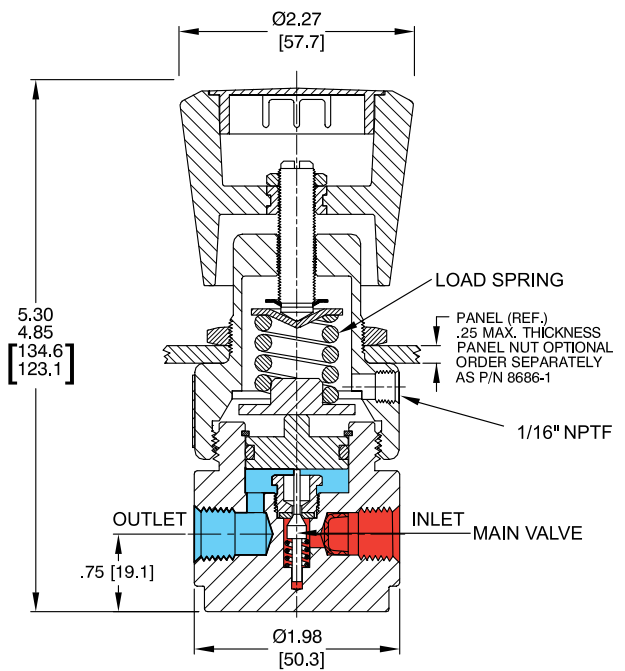
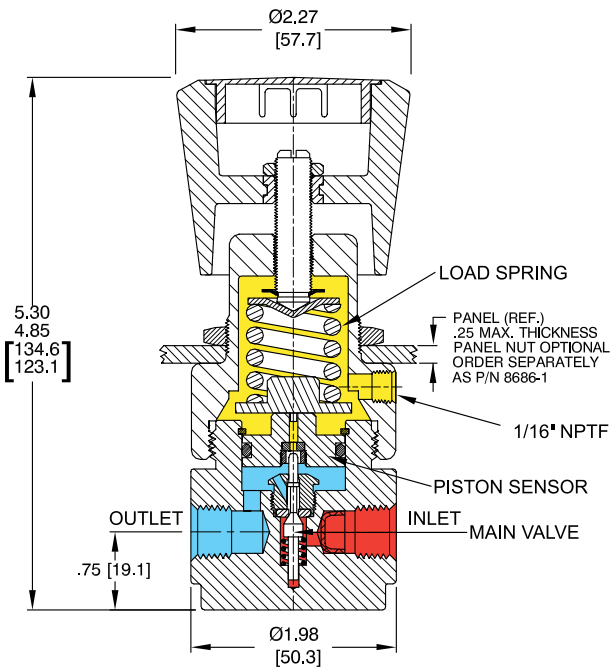
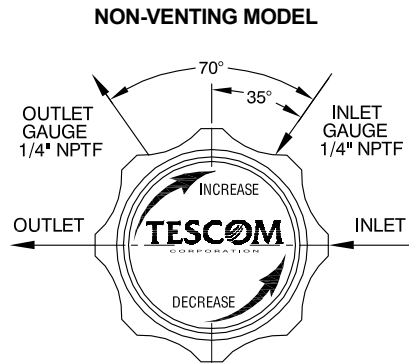
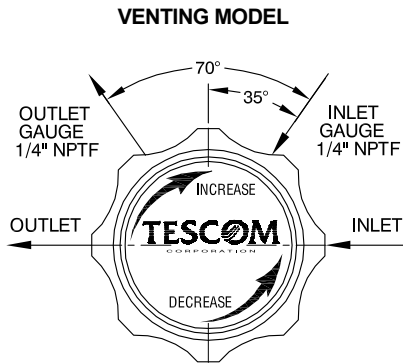
### Applications

- Test equipment
- Calibration stands
- Production equipment

### Features and Benefits

- Compact and economical design
- For gas or liquid service
- Piston sensed for high reliability and long service life
- Standard version includes 1/4" NPTF gauge ports
- Brass or Stainless Steel construction
- Adjustable stop limits maximum outlet pressure
- Modification with 6000 psig / 414 bar inlet pressure is available
- Venting and captured venting is available
- NACE compliant designs are available

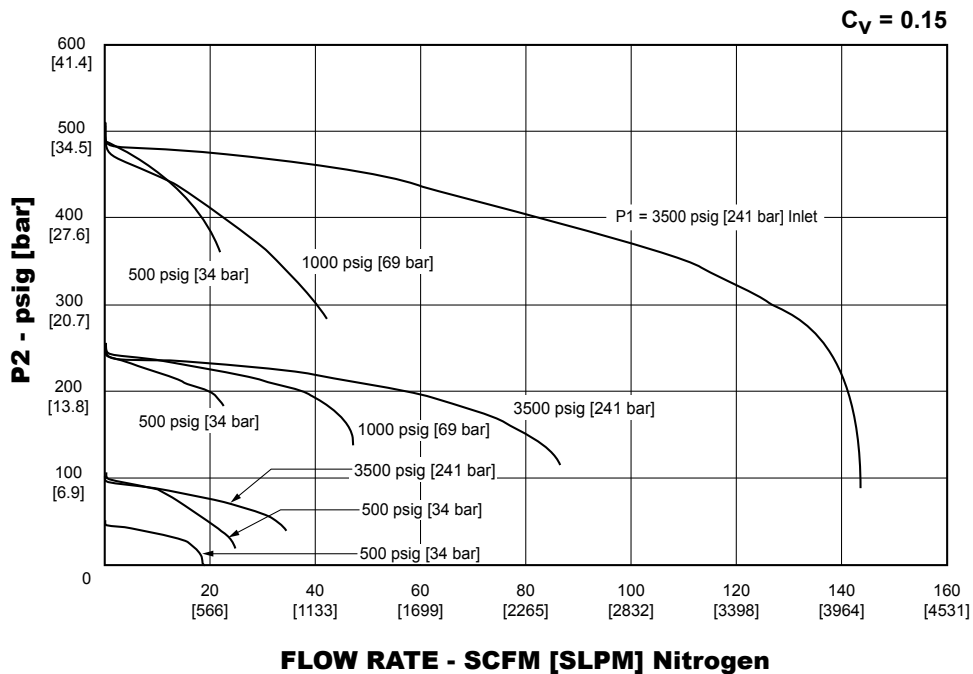
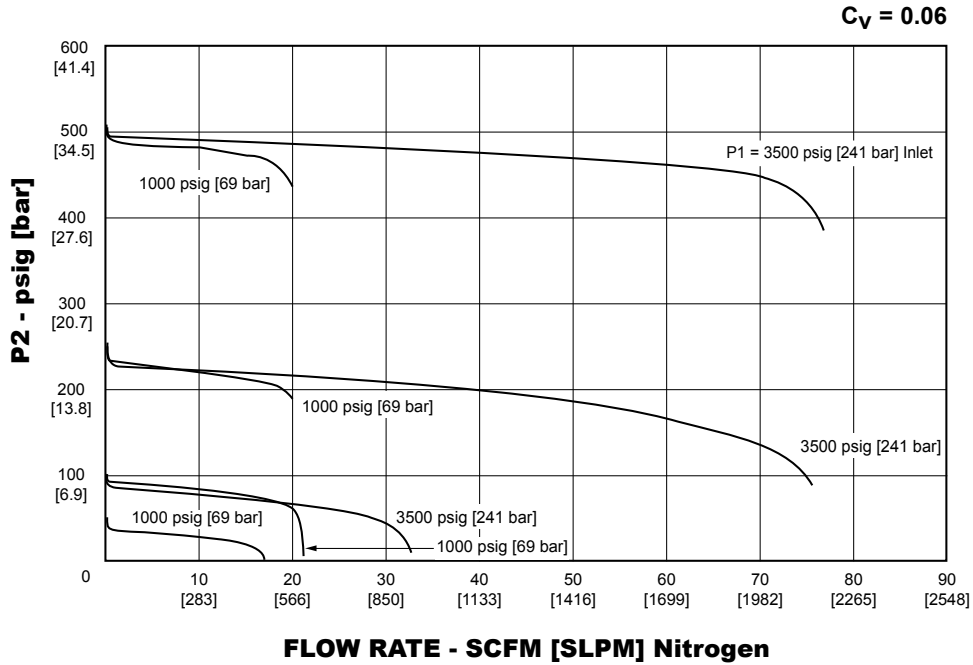
44-5200 Series Regulator Drawing



All dimensions are reference & nominal  
Metric [millimeter] equivalents are in brackets

### 44-5200 Series Regulator Flow Charts

For more information on how to read flow curves, please refer to the Flow Curves and Calculations document (debul2007x012) in the TESCOM catalog or on [www.tescom.com](http://www.tescom.com).



## 44-5200 Series Regulator Part Number Selector

Repair Kits, Accessories & Modifications may be available for this product. Please contact TESCOM for more information.

Example for selecting a part number:

44-52	1	5	-	2	4	3	V	- See Number Below
BASIC SERIES	BODY MATERIAL	OUTLET PRESSURE	INLET AND OUTLET PORT TYPE	PORT SIZE	INLET PRESSURE	FLOW CAPACITY	OPTIONAL VENTING	MODS
44-52	1 – Brass 6 – 316 Stainless Steel	0 – 1-25 psig 0.07-1.7 bar 1 – 1-50 psig 0.07-3.4 bar 2 – 2-100 psig 0.14-6.9 bar 3 – 2-250 psig 0.14-17.2 bar 5 – 5-500 psig 0.35-34.5 bar 6 – 5-600 psig 0.35-41.4 bar	2 – NPTF	4 – 1/4"	1 – 3500 psig 241 bar 2 – 400 psig 27.6 bar 3 – 3500 psig 241 bar	$C_v = 0.06$ $C_v = 0.15$ $C_v = 0.15$	V – Venting	-038 – Dome loaded -VA027 – Air loaded, Venting



**WARNING!** Do not attempt to select, install, use or maintain this product until you have read and fully understood the *TESCOM Safety, Installation and Operation Precautions*.

D44521866X012 © 2012 Emerson Process Management Regulator Technologies, Inc. All rights reserved. 05/2012.  
Tescom, Emerson Process Management, and the Emerson Process Management design are marks of one of the Emerson Process Management group of companies. All other marks are the property of their respective owners.