

# 26-2900 Series

## Regulators - Relief / Backpressure

D26291387X012

### Specifications

For other materials or modifications, please consult TESCOM.

#### OPERATING PARAMETERS

Pressure rating per criteria of ANSI/ASME B31.3

**Maximum Control Pressure**

1000 psig / 69.0 bar

**Maximum Reference Ranges**

1000 psig / 69.0 bar

**Bias Pressure Ranges**

0, 0-15, 0-30, 0-45 psig / 0, 0-1.0, 0-2.1, 0-3.1 bar

**Design Proof Pressure**

150% maximum rated

**Leakage**

Bubble-tight

**Operating Temperature**

0°F to 165°F / -18°C to 74°C

**Flow Capacity**

$C_v = 2.0$

**Crack-to-Reseat Differential**

**0-15 psig / 0-1.0 bar Range:** 3 psid / 0.21 bar

**0-30 psig / 0-2.1 bar Range:** 5 psid / 0.34 bar

#### MEDIA CONTACT MATERIALS

**Body**

303 Stainless Steel or Brass

**Seat**

CTFE

**Diaphragm**

(Unreinforced) Viton-A®

**O-Rings**

Viton-A®

**Back-up Rings**

Teflon®

**Remaining Parts**

300 Series Stainless Steel and Brass

#### OTHER

**Cleaning**

CGA 4.1 and ASTM G93

**Weight**

10 lbs / 4.5 kg

Viton® and Teflon® are registered trademarks of E.I. du Pont de Nemours and Company.



TESCOM 26-2900 Series is a dome loaded, negative bias, backpressure tracking regulator with a balanced main valve. This regulator controls upstream pressures up to 1000 psig / 69.0 bar with spring bias setting.

### Applications

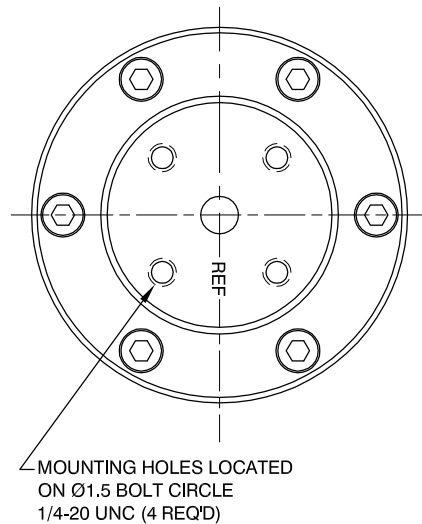
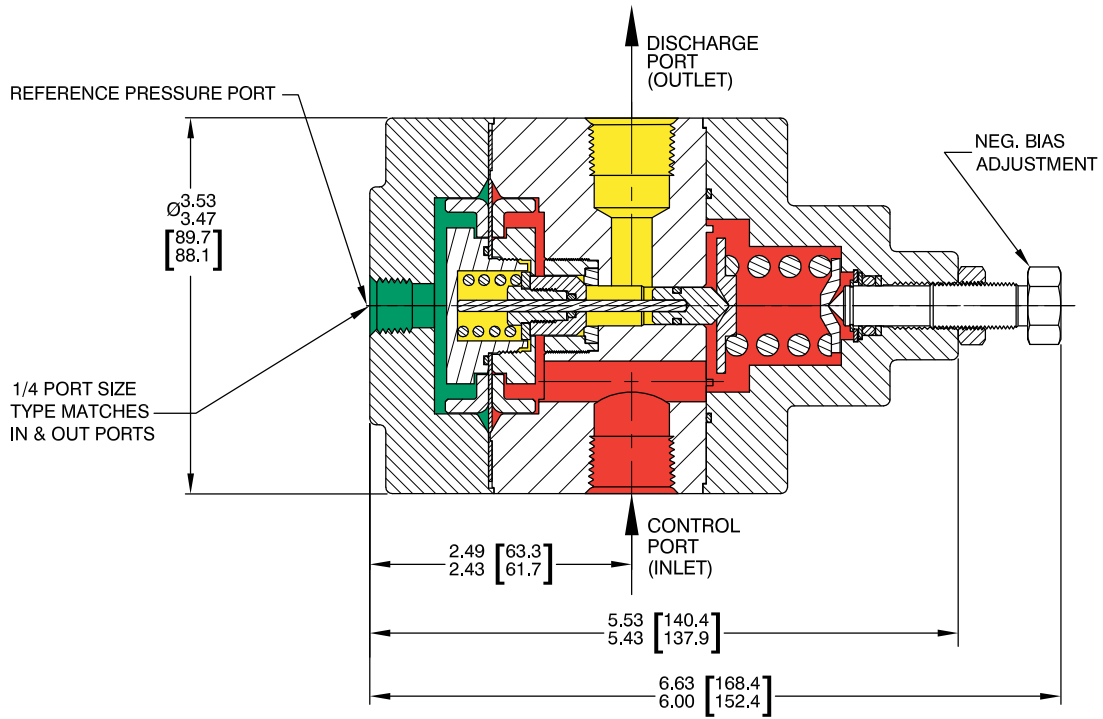
**Constant bias applications:**

- Offshore diving applications
- Dumping exhaled breath from pressure chamber (BIBS)
- Diving bell

### Features and Benefits

- Balanced stem design eliminates the need to adjust bias over a wide range of operating pressures
- High flow capacity:  $C_v = 2.0$
- Diaphragm sensed
- Low accumulation
- Mounts in any position
- Choice of Stainless Steel or Brass construction

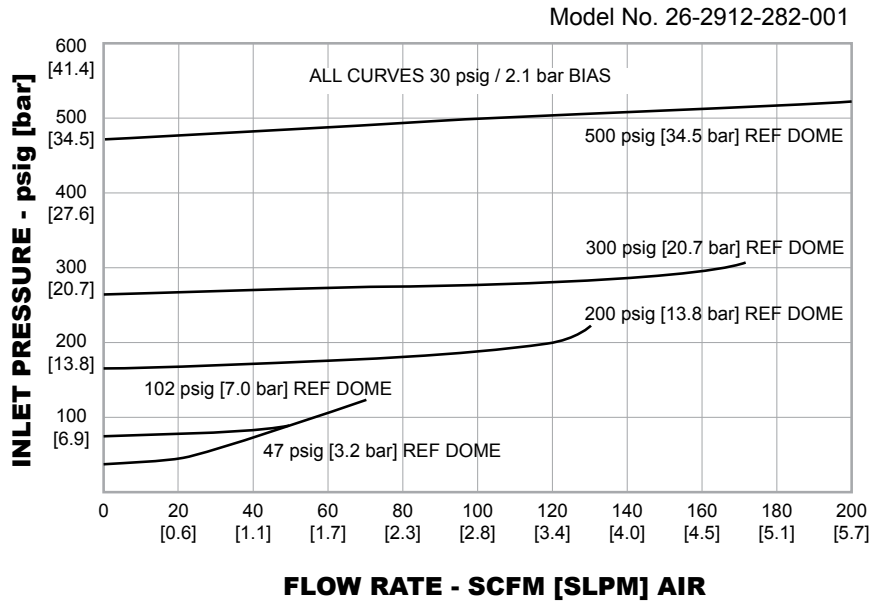
26-2900 Series Regulator Drawing



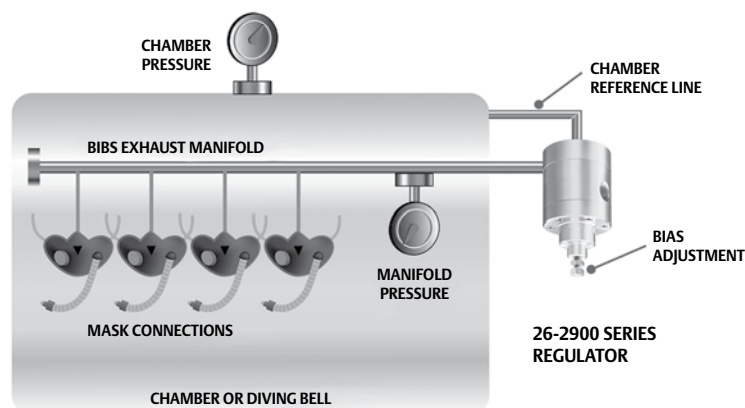
All dimensions are reference & nominal  
Metric [millimeter] equivalents are in brackets

## 26-2900 Series Regulator Flow Chart

For more information on how to read flow curves, please refer to the Flow Curves and Calculations document (debul2007x012) in the TESCOM catalog or on [www.tescom.com](http://www.tescom.com).



## 26-2900 Series Regulator Typical Installations



- Dumping exhaled breath out of a pressure chamber (BIBS)
- Constant bias applications such as offshore diving apparatus

## 26-2900 Series Regulator Part Number Selector

Repair Kits, Accessories & Modifications may be available for this product. Please contact TESCOM for more information.

Example for selecting a part number:

BASIC SERIES	BODY MATERIAL	BIAS PRESSURE RANGE	INLET AND OUTLET PORT TYPE	INLET AND OUTLET PORT SIZE	BIAS MODE	FLOW CAPACITY
26-29	1 – Brass 2 – 303 Stainless Steel	0 – Zero bias 1 – 0-15 psig / 0-1.0 bar 2 – 0-30 psig / 0-2.1 bar <sup>1</sup> 0-25 psig / 0-1.7 bar <sup>2</sup> 3 – 0-45 psig / 3.1 bar	1 – SAE 2 – NPTF 3 – MS33649 9 – BSP	8 – 1/2"	2 – Negative	A – C <sub>v</sub> = 2.0
		1. Inlet pressures 0-500 psig / 34.5 bar 2. Inlet pressures 500-1000 psig / 34.5-69.0 bar				



**WARNING!** Do not attempt to select, install, use or maintain this product until you have read and fully understood the *TESCOM Safety, Installation and Operation Precautions*.

D26291387X012 © 2012 Emerson Process Management Regulator Technologies, Inc. All rights reserved. 05/2012.  
 Tescom, Emerson Process Management, and the Emerson Process Management design are marks of one of the Emerson Process Management group of companies. All other marks are the property of their respective owners.